

INVESTOR FACT SHEET

FIRST QUARTER DECEMBER 31, 2016

Meta Financial Group, Inc.® (NASDAQ Global Market®: CASH) is the holding company for MetaBank®, a federally chartered savings bank. MFG shares are traded on the NASDAQ Global Select Market® under the symbol CASH. Headquartered in Sioux Falls, S.D., MetaBank operates in both the Banking and Payments industries through: MetaBank, its traditional retail banking operation; Meta Payment Systems, its electronic payments division; AFS/IBEX, its insurance premium financing division; and Refund Advantage, EPS and SCS, its tax-related financial solutions divisions.

FINANCIAL HIGHLIGHTS

- Net income of \$1.2 million and earnings per diluted share of \$0.14, compared to \$4.1 million and \$0.49 per diluted share for Q1 FY 2016
 - Q1 FY 2017 earnings heavily impacted by merger-related activities, as well as investments to prepare for the 2017 tax season
- Excluding the student loan portfolio purchase, total loans receivable increased from \$745 million to \$981 million on December 31, 2015 and December 31, 2016, respectively, a 32% increase, driven by increases in Commercial, Premium Finance, and Residential
- Quarterly average assets grew to \$3.49 billion, compared to \$2.69 billion in Q1 FY 2016
- Non-performing assets (NPAs) were 0.05% of total assets, compared to 0.22% at December 31, 2015

This report, which was prepared by Meta Financial Group®, contains statements as defined in the Private Securities Litigation Reform Act of 1995. Forward-looking statements are qualified in their entirety by the cautionary language set forth in Meta Financial Group's filings with the Securities and Exchange Commission.

FINANCIAL FEATURES

30%

First Quarter Average
Assets Growth, YoY

50%

Loan Growth, YoY

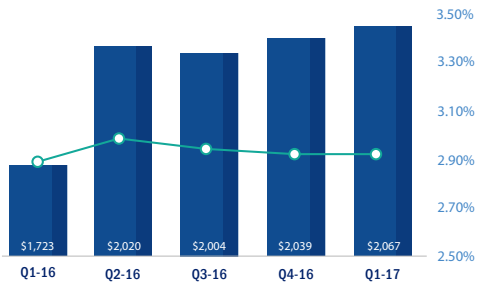
21%

Card Fee Income
Growth, YoY

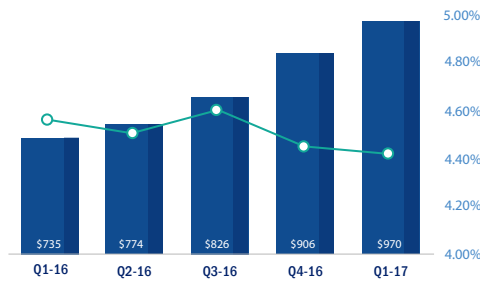
NET INTEREST DRIVERS

Fiscal Quarter Average

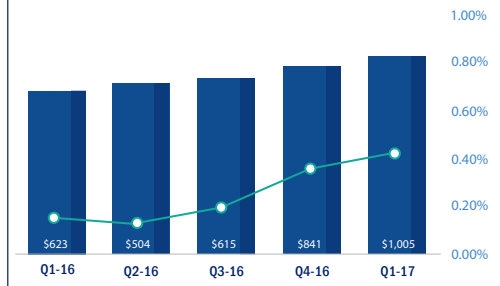
Total Investments and Yield



Total Loans and Yield



Interest Bearing Liabilities and Cost of Funds



BANKING

RETAIL BANKING

MetaBank

PAYMENTS

PREPAID/ATM

Meta Payment Systems

METABANK

SPECIALTY FINANCE

AFS/IBEX

TAX SERVICES

Refund Advantage
EPS
SCS

LEADERSHIP TEAM

J. TYLER HAAHR
Chairman of the Board
and Chief Executive Officer

BRAD HANSON
President

GLEN HERRICK
Chief Financial Officer

CINDY SMITH
Chief Operating Officer

CONTACT

BRITTANY KELLEY ELSASSER
Investor Relations
605.362.2423 or
866.550.6382
InvestorRelations@metabank.com

COMPANY HEADQUARTERS

5501 South Broadband Lane
Sioux Falls, SD 57108

ANALYST COVERAGE

SANDLER O'NEILL
Frank Schiraldi

RAYMOND JAMES
Daniel E. Cardenas

KEEFE, BRUYETTE & WOODS
Michael Perito

***FBR & COMPANY**
Steve Moss

FINANCIAL INFORMATION

As of December 31, 2016

Exchange: NASDAQ: CASH

Closing Price: \$102.80

52-week Range: \$36.22 - \$106.85

Shares Outstanding: 9.19 MM

Market Capitalization: \$945.48 MM

Diluted EPS (MRQ): \$0.14

Annual Dividend: \$0.52 per share

Kroll Rating: Kroll Senior Unsecured

BBB+ (Holding Company)

A- (Bank)

*Coverage was initiated January 9, 2017.